

Japanparts®



MAIN BEARINGS
BRONZINE DI BANCO



www.japanparts.eu

CATALOGUE
FOR CARS AND
COMMERCIAL VEHICLES

CATALOGO
PER AUTOMOBILI E VEICOLI
COMMERCIALI

MAIN BEARINGS

BRONZINE DI BANCO



MS1028GP

12207-37506



NISSAN PICK UP (720) 2.2 D

MS1044GP

12207-M7701



NISSAN CHERRY (E10) 1.0

MS1058G2



NISSAN PATROL Hardtop (K160) 3.2 TD (K160)
NISSAN PATROL Hardtop (K160) 3.3 D (K160)
NISSAN PATROL Station Wagon (W160) 3.2 TD (W160)
NISSAN PATROL Station Wagon (W160) 3.3 D (W160)

MS1058G5



NISSAN PATROL Hardtop (K160) 3.2 TD (K160)
NISSAN PATROL Hardtop (K160) 3.3 D (K160)
NISSAN PATROL Station Wagon (W160) 3.2 TD (W160)
NISSAN PATROL Station Wagon (W160) 3.3 D (W160)

MS1058GP

12207-61507



NISSAN PATROL Hardtop (K160) 3.2 TD (K160)
NISSAN PATROL Hardtop (K160) 3.3 D (K160)
NISSAN PATROL Station Wagon (W160) 3.2 TD (W160)
NISSAN PATROL Station Wagon (W160) 3.3 D (W160)

MS1060A2



DAIHATSU TAFT 1.6 D 4x4 (F20, F25)
TOYOTA HIACE I Furgonato (RH1_, LH3_, RH3_, RH2_, LH2_, L 1.6 (RH20-30)
TOYOTA HIACE I Wagon (LH1_, RH1_, LH3_, RH3_, LH2_, RH2_) 1.6

MS1091G2



MS1113G5



MAZDA 1000 1.0
MAZDA 1300 1.3
MAZDA 323 I (FA) 1.0
MAZDA 323 I (FA) 1.3
MAZDA 818 Station wagon 1.3

MS1121A

11702-56010



TOYOTA LAND CRUISER (_J4_) 3.0 D (BJ40_V, BJ43_)
TOYOTA LAND CRUISER (_J4_) 3.4 D (BJ42_V, BJ45_V, BJ46_)
TOYOTA LAND CRUISER (_J6_) 3.4 Diesel (BJ60_V)
TOYOTA LAND CRUISER Pick-up (_J4_) 3.4 D (BJ45_P)

MS1131A

1052A468



GASOLONE GASOLONE 35 2.5 D
HYUNDAI GALLOPER II (JK-01) 2.5 TCi D
HYUNDAI GALLOPER II (JK-01) 2.5 TD
HYUNDAI GALLOPER II (JK-01) 2.5 TD intercooler
HYUNDAI H-1 / STAREX 2.5 TCi
HYUNDAI H-1 / STAREX 2.5 TD
HYUNDAI H-1 / STAREX 2.5 TD 4WD

MS1131A2


MD050361



GASOLONE GASOLONE 35 2.5 D
HYUNDAI GALLOPER II (JK-01) 2.5 TCi D
HYUNDAI GALLOPER II (JK-01) 2.5 TD
HYUNDAI GALLOPER II (JK-01) 2.5 TD intercooler
HYUNDAI H-1 / STAREX 2.5 TCi
HYUNDAI H-1 / STAREX 2.5 TD
HYUNDAI H-1 / STAREX 2.5 TD 4WD

MS1131A5

MD050360



GASOLONE GASOLONE 35 2.5 D
HYUNDAI GALLOPER II (JK-01) 2.5 TCi D
HYUNDAI GALLOPER II (JK-01) 2.5 TD
HYUNDAI GALLOPER II (JK-01) 2.5 TD intercooler
HYUNDAI H-1 / STAREX 2.5 TCi
HYUNDAI H-1 / STAREX 2.5 TD
HYUNDAI H-1 / STAREX 2.5 TD 4WD

MS1133G2



TOYOTA CELICA (TA60, RA40, RA6_) 2.0 XT (RA61)
TOYOTA CRESSIDA Station Wagon (X6K, MX62) 2.0
TOYOTA CRESSIDA Tre volumi (_X6_) 2.0 (RX60)

MS1134G2



HONDA CIVIC I Hatchback (SB) 1200 (SB1)
HONDA CIVIC I Hatchback (SB) 1300 L (SS)
HONDA CIVIC I Shuttle (AN, AR) 1.5 (AN)
HONDA CIVIC I Shuttle (AN, AR) 1.5 4WD (AR)
HONDA CIVIC I Tre volumi (SF) 1300 L
HONDA CIVIC I Tre volumi (SF) 1300 S

MS1137GP

11702-48012



TOYOTA DYNA Autobus (_U3_, _U2_) 2.4 D
TOYOTA DYNA Pianale piatto/Telaio 2.4 D

MS1138G2



MS1141A2



MS1158A2



DAIHATSU ROCKY Hard Top (F7, F8) 2.8 D
DAIHATSU ROCKY Soft Top (F7, F8) 2.8 D
DAIHATSU TAFT 2.5 D 4x4 (F50, F55)
DAIHATSU TAFT 2.8 D 4x4 (F60, F65)
DAIHATSU WILDCAT/ROCKY (F70) 2.8 D
DAIHATSU WILDCAT/ROCKY (F70) 2.8 TD


MS1158A5



DAIHATSU ROCKY Hard Top (F7, F8) 2.8 D
DAIHATSU ROCKY Soft Top (F7, F8) 2.8 D
DAIHATSU TAFT 2.5 D 4x4 (F50, F55)
DAIHATSU TAFT 2.8 D 4x4 (F60, F65)
DAIHATSU WILDCAT/ROCKY (F70) 2.8 D
DAIHATSU WILDCAT/ROCKY (F70) 2.8 TD

MS1161A

11702-54010



TOYOTA CRESSIDA Station Wagon (X6K, MX62) 2.2 D
TOYOTA CRESSIDA Tre volumi (_X6_) 2.2 D (LX60)
TOYOTA HIACE I Furgonato (RH1_, LH3_, RH3_, RH2_, LH2_, L 2.2 D (LH20-30)
TOYOTA HIACE II Furgonato (LH5_, YH7_, LH7_, LH6_, YH6_, 2.2 D

MS1161A2



TOYOTA CRESSIDA Station Wagon (X6K, MX62) 2.2 D
TOYOTA CRESSIDA Tre volumi (_X6_) 2.2 D (LX60)
TOYOTA HIACE I Furgonato (RH1_, LH3_, RH3_, RH2_, LH2_, L 2.2 D (LH20-30)
TOYOTA HIACE II Furgonato (LH5_, YH7_, LH7_, LH6_, YH6_, 2.2 D

MS1161A5



TOYOTA CRESSIDA Station Wagon (X6K, MX62) 2.2 D
TOYOTA CRESSIDA Tre volumi (_X6_) 2.2 D (LX60)
TOYOTA HIACE I Furgonato (RH1_, LH3_, RH3_, RH2_, LH2_, L 2.2 D (LH20-30)
TOYOTA HIACE II Furgonato (LH5_, YH7_, LH7_, LH6_, YH6_, 2.2 D

MS1164A

MD002273



MITSUBISHI CELESTE (A7_) 1.6 ST (A73)
MITSUBISHI COLT LANCER (A7_) 1.2
MITSUBISHI COLT LANCER (A7_) 1.4
MITSUBISHI COLT LANCER Station Wagon (A7_K) 1.4
MITSUBISHI CORDIA (A21_A, AB) 1.6 GSL (A212A)

MS1164A2



MITSUBISHI CELESTE (A7_) 1.6 ST (A73)
MITSUBISHI COLT LANCER (A7_) 1.2
MITSUBISHI COLT LANCER (A7_) 1.4
MITSUBISHI COLT LANCER Station Wagon (A7_K) 1.4
MITSUBISHI CORDIA (A21_A, AB) 1.6 GSL (A212A)

MAIN BEARINGS

BRONZINE DI BANCO




MS1164A5



MITSUBISHI CELESTE (A7_) 1.6 ST (A73)
 MITSUBISHI COLT LANCER (A7_) 1.2
 MITSUBISHI COLT LANCER (A7_) 1.4
 MITSUBISHI COLT LANCER Station Wagon (A7_K) 1.4
 MITSUBISHI CORDIA (A21_A, AB) 1.6
 GSL (A212A)


MS1168A

E301-23-151



MAZDA 323 I (FA) 1.3
 MAZDA 323 I (FA) 1.4
 MAZDA 323 I Station Wagon (FA) 1.3
 MAZDA 323 I Station Wagon (FA) 1.4
 MAZDA 323 I Station Wagon (FA) 1.5
 MAZDA 323 II (BD) 1.1
 MAZDA 323 II (BD) 1.3
 MAZDA 323 II (BD) 1.5

MS1168A2



MAZDA 323 I (FA) 1.3
 MAZDA 323 I (FA) 1.4
 MAZDA 323 I Station Wagon (FA) 1.3
 MAZDA 323 I Station Wagon (FA) 1.4
 MAZDA 323 I Station Wagon (FA) 1.5
 MAZDA 323 II (BD) 1.1
 MAZDA 323 II (BD) 1.3
 MAZDA 323 II (BD) 1.5

MS1173G5



NISSAN 200 SX (S13) 1.8 Turbo
 NISSAN BLUEBIRD (910) 1.6
 NISSAN BLUEBIRD (T72, T12) 1.6
 NISSAN BLUEBIRD (T72, T12) 1.8 Turbo
 NISSAN BLUEBIRD (T72, T12) 2.0 (T12)
 NISSAN BLUEBIRD (T72, T12) 2.0 i
 NISSAN BLUEBIRD (T72, T12) 2.0 i (HLT72, T12)


MS1173GP

12007-D0200




NISSAN 200 SX (S13) 1.8 Turbo
 NISSAN BLUEBIRD (910) 1.6
 NISSAN BLUEBIRD (T72, T12) 1.6
 NISSAN BLUEBIRD (T72, T12) 1.8 Turbo
 NISSAN BLUEBIRD (T72, T12) 2.0 (T12)
 NISSAN BLUEBIRD (T72, T12) 2.0 i
 NISSAN BLUEBIRD (T72, T12) 2.0 i (HLT72, T12)

MS1174G2



NISSAN CHERRY II Coupé (N10) 1.3
 NISSAN CHERRY II Hatchback (N10) 1.3
 NISSAN CHERRY II Hatchback (N10) 1.5
 NISSAN CHERRY II Traveller (VN10) 1.3
 NISSAN CHERRY III (N12) 1.0
 NISSAN CHERRY III (N12) 1.3
 NISSAN SUNNY I (B11) 1.3
 NISSAN SUNNY I Coupe (B11) 1.3

MS1174G5



NISSAN CHERRY II Coupé (N10) 1.3
 NISSAN CHERRY II Hatchback (N10) 1.3
 NISSAN CHERRY II Hatchback (N10) 1.5
 NISSAN CHERRY II Traveller (VN10) 1.3
 NISSAN CHERRY III (N12) 1.0
 NISSAN CHERRY III (N12) 1.3
 NISSAN SUNNY I (B11) 1.3
 NISSAN SUNNY I Coupe (B11) 1.3

MS1179A


12300-73811



BEDFORD RASCAL Autobus 1.0
 BEDFORD RASCAL Furgonato 1.0
 SANTANA SAMURAI 1.0
 SUZUKI ALTO (SS80) 0.8 (SS80F, SS80G)
 SUZUKI ALTO 0.8 (SB308/CA)
 SUZUKI CARRY Furgonato (ST90V) 0.8
 SUZUKI CARRY Pianale piatto/Telaio 1.0

MS1181GP

1456-23-110



MAZDA B-SERIE (UD) 2.2 D
 MAZDA E-SERIE Pianale piatto/Telaio E2200 D

MS1182G2



NISSAN PICK UP (720) 2.2 D
 NISSAN PICK UP (720) 2.3 D
 NISSAN PICK UP (720) 2.5 D 4WD
 NISSAN PICK UP (D21) 2.3 D
 NISSAN PICK UP (D21) 2.5 D 4WD
 NISSAN URVAN Autobus (E23) 2.3 D (E23B)
 NISSAN URVAN Furgonato (E23) 2.3 D

MS1182G5



NISSAN PICK UP (720) 2.2 D
 NISSAN PICK UP (720) 2.3 D
 NISSAN PICK UP (720) 2.5 D 4WD
 NISSAN PICK UP (D21) 2.3 D
 NISSAN PICK UP (D21) 2.5 D 4WD
 NISSAN URVAN Autobus (E23) 2.3 D (E23B)
 NISSAN URVAN Furgonato (E23) 2.3 D

MS1182GP

12207-V1701



NISSAN PICK UP (720) 2.2 D
 NISSAN PICK UP (720) 2.3 D
 NISSAN PICK UP (720) 2.5 D 4WD
 NISSAN PICK UP (D21) 2.3 D
 NISSAN PICK UP (D21) 2.5 D 4WD
 NISSAN URVAN Autobus (E23) 2.3 D (E23B)
 NISSAN URVAN Furgonato (E23) 2.3 D

MAIN BEARINGS

BRONZINE DI BANCO



MS1183G5



NISSAN BLUEBIRD (910) 2.0 D
 NISSAN BLUEBIRD (910) 2.0 TD
 NISSAN BLUEBIRD (T72, T12) 2.0 D (SLT72, T12)
 NISSAN BLUEBIRD (U11) 2.0 D
 NISSAN BLUEBIRD Hatchback (T72, T12) 2.0 D (FSLT72, T12)
 NISSAN BLUEBIRD Station Wagon (WU11) 2.0 D

MS1183GP

12207-U6001



NISSAN BLUEBIRD (910) 2.0 D
 NISSAN BLUEBIRD (910) 2.0 TD
 NISSAN BLUEBIRD (T72, T12) 2.0 D (SLT72, T12)
 NISSAN BLUEBIRD (U11) 2.0 D
 NISSAN BLUEBIRD Hatchback (T72, T12) 2.0 D (FSLT72, T12)
 NISSAN BLUEBIRD Station Wagon (WU11) 2.0 D

MS1190G2

12209MA70A



CARBODIES FX FAIRWAY 2.7 TD
 FORD MAVERICK (UDS, UNS) 2.7 TD
 NISSAN ATLEON 120.35
 NISSAN ATLEON 120.45
 NISSAN ATLEON 120.56
 NISSAN ATLEON 35.13
 NISSAN ATLEON 35.15
 NISSAN ATLEON 45.13

MS1190G5

12210-54T10



CARBODIES FX FAIRWAY 2.7 TD
 FORD MAVERICK (UDS, UNS) 2.7 TD
 NISSAN ATLEON 120.35
 NISSAN ATLEON 120.45
 NISSAN ATLEON 120.56
 NISSAN ATLEON 35.13
 NISSAN ATLEON 45.13
 NISSAN ATLEON 50.13

MS1190GP

12207-43G01



CARBODIES FX FAIRWAY 2.7 TD
 FORD MAVERICK (UDS, UNS) 2.7 TD
 NISSAN ATLEON 120.35
 NISSAN ATLEON 120.45
 NISSAN ATLEON 120.56
 NISSAN ATLEON 35.13
 NISSAN ATLEON 35.15
 NISSAN ATLEON 45.13

MS1193GP

12212-95000



MS1197G2



MS1197G5



MS1197GP

12213-97069



MS1201G2



NISSAN 300 ZX (Z31) 3.0
 NISSAN MAXIMA II (J30) 3.0 i
 NISSAN PICK UP (D21) 3.0 i V6 4WD
 NISSAN TERRANO I (WD21) 2.7 TD 4WD
 NISSAN TERRANO I (WD21) 3.0 i 4WD
 NISSAN TERRANO II (R20) 2.7 TD 4WD

MS1201G5



NISSAN 300 ZX (Z31) 3.0
 NISSAN MAXIMA II (J30) 3.0 i
 NISSAN PICK UP (D21) 3.0 i V6 4WD
 NISSAN TERRANO I (WD21) 2.7 TD 4WD
 NISSAN TERRANO I (WD21) 3.0 i 4WD
 NISSAN TERRANO II (R20) 2.7 TD 4WD

MS1201GP

1221402P00



NISSAN 300 ZX (Z31) 3.0
 NISSAN MAXIMA II (J30) 3.0 i
 NISSAN PICK UP (D21) 3.0 i V6 4WD
 NISSAN TERRANO I (WD21) 2.7 TD 4WD
 NISSAN TERRANO I (WD21) 3.0 i 4WD
 NISSAN TERRANO II (R20) 2.7 TD 4WD

MAIN BEARINGS

BRONZINE DI BANCO



MS1203G2



NISSAN LAUREL (JC32) 2.8 D
NISSAN PATROL GR I (Y60, GR) 2.8 TD (Y60A)
NISSAN PATROL Hardtop (K260) 2.8 TD
NISSAN PATROL Station Wagon (W260) 2.8 TD

MS1203G5



NISSAN LAUREL (JC32) 2.8 D
NISSAN PATROL GR I (Y60, GR) 2.8 TD (Y60A)
NISSAN PATROL Hardtop (K260) 2.8 TD
NISSAN PATROL Station Wagon (W260) 2.8 TD

MS1203GP

12207-42L00



NISSAN LAUREL (JC32) 2.8 D
NISSAN PATROL GR I (Y60, GR) 2.8 TD (Y60A)
NISSAN PATROL Hardtop (K260) 2.8 TD
NISSAN PATROL Station Wagon (W260) 2.8 TD

MS1208A

12215-77A00



NISSAN 100 NX (B13) 1.6
NISSAN 100 NX (B13) 1.6 SR
NISSAN ALMERA I (N15) 1.6
NISSAN ALMERA I (N15) 1.6 SLX
NISSAN ALMERA I Hatchback (N15) 1.6 SR,SLX
NISSAN PRIMERA (P10) 1.6

MS1213G2



NISSAN 200 SX (S14) 2.0 i 16V Turbo
NISSAN PRIMERA (P10) 2.0 16V
NISSAN PRIMERA (P10) 2.0 16V 4x4
NISSAN PRIMERA (P10) 2.0 GT
NISSAN PRIMERA (P10) 2.0 i
NISSAN PRIMERA (P11) 2.0 16V
NISSAN PRIMERA Hatchback (P10) 2.0

MS1213G5



NISSAN 200 SX (S14) 2.0 i 16V Turbo
NISSAN PRIMERA (P10) 2.0 16V
NISSAN PRIMERA (P10) 2.0 16V 4x4
NISSAN PRIMERA (P10) 2.0 GT
NISSAN PRIMERA (P10) 2.0 i
NISSAN PRIMERA (P11) 2.0 16V
NISSAN PRIMERA Hatchback (P10) 2.0

MS1400A

11701-15030



TOYOTA AVENISIS VERSO (_CLM2_, _ACM2_) 2.0 VVT-i
TOYOTA CARINA E (_T19_) 1.8 (AT191)
TOYOTA CARINA E Sportswagon (_T19_) 1.8 i (AT191_)
TOYOTA CARINA E Tre volumi (_T19_) 1.8 i 16V (AT191)
TOYOTA CELICA (ST20_, AT20_) 1.8 i 16V (AT200/ST)

MS1402A2



TOYOTA CRESSIDA Tre volumi (_X6_) 2.0 GLI

MS1404A

11701-63020



TOYOTA CAMRY Station Wagon (_V2_) 1.8 (SV20_)


MS1406A

11701-54060



METROCAB Taxi 2.4 TD
TOYOTA CRESSIDA Station Wagon (X6K, MX62) 2.2 D
TOYOTA CRESSIDA Tre volumi (GX7_, MX73) 2.4 TD
TOYOTA CRESSIDA Tre volumi (_X6_) 2.2 D (LX60)
TOYOTA CROWN Tre volumi (_S1_) 2.2 D (LS110_)

MS1406A2



METROCAB Taxi 2.4 TD
TOYOTA CRESSIDA Station Wagon (X6K, MX62) 2.2 D
TOYOTA CRESSIDA Tre volumi (GX7_, MX73) 2.4 TD
TOYOTA CRESSIDA Tre volumi (_X6_) 2.2 D (LX60)
TOYOTA CROWN Tre volumi (_S1_) 2.2 D (LS110_)

MS1407A

11701-71020



DAIHATSU ROCKY Hard Top (F7, F8) 2.0
DAIHATSU ROCKY Soft Top (F7, F8) 2.0
TOYOTA DYNA Pianale piatto/Telaio 2.0
TOYOTA HIACE II Furgonato (LH5_, YH7_, LH7_, LH6_, YH6_, 1.8
TOYOTA HIACE II Furgonato (LH5_, YH7_, LH7_, LH6_, YH6_, 2.0
TOYOTA HIACE II Wagon (LH7_, LH5_, LH6_, YH7_, YH6_, YH5_ 1.8 (H5G)

MS1407A2



DAIHATSU ROCKY Hard Top (F7, F8) 2.0
 DAIHATSU ROCKY Soft Top (F7, F8) 2.0
 TOYOTA DYNA Pianale piatto/Telaio 2.0
 TOYOTA HIACE II Furgonato (LH5_, YH7_, LH7_, LH6_, YH6_, 1.8
 TOYOTA HIACE II Furgonato (LH5_, YH7_, LH7_, LH6_, YH6_, 2.0
 TOYOTA HIACE II Wagon (LH7_, LH5_, LH6_, YH7_, YH6_, YH5_ 1.8 (H5G)

MS1408A

11701-64010



TOYOTA CARINA (TA4L, TA6_L) 1.8 D
 TOYOTA CARINA Station Wagon (TA4K, TA6K) 1.8 D
 TOYOTA COROLLA (_E7_) 1.8 D (CE70)
 TOYOTA COROLLA (_E8_) 1.8 D
 TOYOTA COROLLA 2 volumi /Coda spiovente (_E7_) 1.8 D (CE70)
 TOYOTA COROLLA Liftback (_E8_) 1.8 D

MS1408A2



TOYOTA CARINA (TA4L, TA6_L) 1.8 D
 TOYOTA CARINA Station Wagon (TA4K, TA6K) 1.8 D
 TOYOTA COROLLA (_E7_) 1.8 D (CE70)
 TOYOTA COROLLA (_E8_) 1.8 D
 TOYOTA COROLLA 2 volumi /Coda spiovente (_E7_) 1.8 D (CE70)
 TOYOTA COROLLA Liftback (_E8_) 1.8 D

MS1410A

11701-16010




DAIHATSU CHARMANT (A) 1.6 (A60)
 TOYOTA TERCEL (AL2_) 1.5 4WD
 TOYOTA TERCEL (_L1_, _L2_) 1.3 (AL20, AL11)

MS1410A2



DAIHATSU CHARMANT (A) 1.6 (A60)
 TOYOTA TERCEL (AL2_) 1.5 4WD
 TOYOTA TERCEL (_L1_, _L2_) 1.3 (AL20, AL11)

MS1410A5



DAIHATSU CHARMANT (A) 1.6 (A60)
 TOYOTA TERCEL (AL2_) 1.5 4WD
 TOYOTA TERCEL (_L1_, _L2_) 1.3 (AL20, AL11)

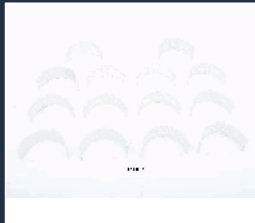
MS1414G2



TOYOTA CELICA Coupé (_A6_) 2.8 Supra (MA61)
 TOYOTA CELICA SUPRA (_A6_) 2.8 i
 TOYOTA CROWN Station Wagon (_S1_) 2.8 (MS1K)
 TOYOTA CROWN Tre volumi (_S1_) 2.8 i Super Saloon (S12)
 TOYOTA CROWN Tre volumi (_S1_) 2.8 SI (MS112)

MS1414GP


11702-43010



TOYOTA CELICA Coupé (_A6_) 2.8 Supra (MA61)
 TOYOTA CELICA SUPRA (_A6_) 2.8 i
 TOYOTA CROWN Station Wagon (_S1_) 2.8 (MS1K)
 TOYOTA CROWN Tre volumi (_S1_) 2.8 i Super Saloon (S12)
 TOYOTA CROWN Tre volumi (_S1_) 2.8 SI (MS112)


MS1415A

11701-10010



TOYOTA COROLLA (_E10_) 1.3 12V (EE100)
 TOYOTA COROLLA (_E9_) 1.3 i (EE90)
 TOYOTA COROLLA Compact (_E10_) 1.3 12V (EE100)
 TOYOTA COROLLA Compact (_E9_) 1.3 (EE90)
 TOYOTA COROLLA Compact (_E9_) 1.3 i (EE90)

MS1415A2




TOYOTA COROLLA (_E10_) 1.3 12V (EE100)
 TOYOTA COROLLA (_E9_) 1.3 i (EE90)
 TOYOTA COROLLA Compact (_E10_) 1.3 12V (EE100)
 TOYOTA COROLLA Compact (_E9_) 1.3 (EE90)
 TOYOTA COROLLA Compact (_E9_) 1.3 i (EE90)

MS1415A5



TOYOTA COROLLA (_E10_) 1.3 12V (EE100)
 TOYOTA COROLLA (_E9_) 1.3 i (EE90)
 TOYOTA COROLLA Compact (_E10_) 1.3 12V (EE100)
 TOYOTA COROLLA Compact (_E9_) 1.3 (EE90)
 TOYOTA COROLLA Compact (_E9_) 1.3 i (EE90)

MS1416A2



TOYOTA 1000 (KP30_) 1.0
 TOYOTA 1000 Furgonato (KP36V_) 1.0
 TOYOTA COROLLA (_E7_) 1.3 (KE70)
 TOYOTA COROLLA 2 volumi /Coda spiovente (_E7_) 1.3 (KE70)
 TOYOTA COROLLA Station Wagon (_E7_) 1.3 (KE70)
 TOYOTA LITEACE Autobus (CM30_G, KM30_G) 1.5 (KM30LG)

MAIN BEARINGS

BRONZINE DI BANCO



MS1417A

11701-56020



TOYOTA DYNA Autobus (_U3_, _U2_) 3.4 D
 TOYOTA DYNA Pianale piatto/Telaio 3.4 D
 TOYOTA LAND CRUISER (PZJ7_, KZJ7_, HZJ7_, BJ7_, LJ7_, RJ7 3.4 D (BJ70_V, BJ73_)
 TOYOTA LAND CRUISER (PZJ7_, KZJ7_, HZJ7_, BJ7_, LJ7_, RJ7 3.4 TD (BJ71_V)

MS1417A2



TOYOTA DYNA Autobus (_U3_, _U2_) 3.4 D
 TOYOTA DYNA Pianale piatto/Telaio 3.4 D
 TOYOTA LAND CRUISER (PZJ7_, KZJ7_, HZJ7_, BJ7_, LJ7_, RJ7 3.4 D (BJ70_V, BJ73_)
 TOYOTA LAND CRUISER (PZJ7_, KZJ7_, HZJ7_, BJ7_, LJ7_, RJ7 3.4 TD (BJ71_V)

MS1428A

11701-56030



TOYOTA DYNA Autobus (_U3_, _U2_) 3.4 D
 TOYOTA DYNA Pianale piatto/Telaio 3.4 D
 TOYOTA LAND CRUISER (PZJ7_, KZJ7_, HZJ7_, BJ7_, LJ7_, RJ7 3.4 D (BJ70_V, BJ73_)
 TOYOTA LAND CRUISER (PZJ7_, KZJ7_, HZJ7_, BJ7_, LJ7_, RJ7 3.4 TD (BJ71_V)

MS1428A2



MS1429A

11701-56030



TOYOTA LAND CRUISER (PZJ7_, KZJ7_, HZJ7_, BJ7_, LJ7_, RJ7 3.4 D (BJ70_V, BJ73_)

MS1435A

11701-75010



TOYOTA HIACE III Furgonato (YH7_, LH6_, LH7_, LH5_, YH5_, 2.0
 TOYOTA HIACE III Wagon (LH1_, RZH1_) 2.0 (RZH102)

MS1435A2



TOYOTA HIACE III Furgonato (YH7_, LH6_, LH7_, LH5_, YH5_, 2.0
 TOYOTA HIACE III Wagon (LH1_, RZH1_) 2.0 (RZH102)


MS1435A5



TOYOTA HIACE III Furgonato (YH7_, LH6_, LH7_, LH5_, YH5_, 2.0
 TOYOTA HIACE III Wagon (LH1_, RZH1_) 2.0 (RZH102)

MS1436A

11701-17010



TOYOTA LAND CRUISER (PZJ7_, KZJ7_, HZJ7_, BJ7_, LJ7_, RJ7 4.2 TD (HZJ7_V)
 TOYOTA LAND CRUISER 80 (_J8_) 4.2 D (HZJ80_)
 TOYOTA LAND CRUISER 80 (_J8_) 4.2 TD (HDJ80)


MS1436A5



TOYOTA LAND CRUISER (PZJ7_, KZJ7_, HZJ7_, BJ7_, LJ7_, RJ7 4.2 TD (HZJ7_V)
 TOYOTA LAND CRUISER 80 (_J8_) 4.2 D (HZJ80_)
 TOYOTA LAND CRUISER 80 (_J8_) 4.2 TD (HDJ80)

MS1602GP

8-94251-263



ISUZU MIDI Autobus (94000, 98000) 2.0 (98000)
 ISUZU MIDI Autobus (94000, 98000) 2.0 4WD (94000)
 ISUZU MIDI Furgonato (98000N) 2.0
 ISUZU MIDI Furgonato (98000N) 2.0 4WD
 ISUZU MIDI Van (94000, 98000) 2.0 (98000)

MS1604GP

5-11510-064



MAIN BEARINGS

BRONZINE DI BANCO



MS1605G5



ISUZU CAMPO (KB) 2.2 D (KBD27)
ISUZU CAMPO (KB) 2.2 D 4WD (KBD42, KBD47)
ISUZU TROOPER (UBS) 2.2 D 4x4
ISUZU TROOPER Fuoristrada aperto (UBS) 2.2 D (UBS52)
ISUZU TROOPER Fuoristrada aperto (UBS) 2.2 TD (UBS52)
OPEL CAMPO (TF_) 2.2 D (TFR52)

MS1605GP

8-94104-726



ISUZU CAMPO (KB) 2.2 D (KBD27)
ISUZU CAMPO (KB) 2.2 D 4WD (KBD42, KBD47)
ISUZU TROOPER (UBS) 2.2 D 4x4
ISUZU TROOPER Fuoristrada aperto (UBS) 2.2 D (UBS52)
ISUZU TROOPER Fuoristrada aperto (UBS) 2.2 TD (UBS52)
OPEL CAMPO (TF_) 2.2 D (TFR52)

MS1610G2



JEEP CJ7/CJ6 RENEGADE LAREDO 2.4 D 4WD C240

MS1610G5



JEEP CJ7/CJ6 RENEGADE LAREDO 2.4 D 4WD C240

MS1610GP

5-11510-021



JEEP CJ7/CJ6 RENEGADE LAREDO 2.4 D 4WD C240

MS1616G2



ISUZU MIDI Autobus (94000, 98000) 2.0 TD (98000)
ISUZU MIDI Autobus (94000, 98000) 2.2 D (98000)
ISUZU MIDI Autobus (94000, 98000) 2.2 D 4WD (94000)
ISUZU MIDI Furgonato (98000N) 2.0 TD
ISUZU MIDI Furgonato (98000N) 2.2 D

MS1616G5



ISUZU MIDI Autobus (94000, 98000) 2.0 TD (98000)
ISUZU MIDI Autobus (94000, 98000) 2.2 D (98000)
ISUZU MIDI Autobus (94000, 98000) 2.2 D 4WD (94000)
ISUZU MIDI Furgonato (98000N) 2.0 TD
ISUZU MIDI Furgonato (98000N) 2.2 D

MS1616GP

8-94220-838



ISUZU MIDI Autobus (94000, 98000) 2.0 TD (98000)
ISUZU MIDI Autobus (94000, 98000) 2.2 D (98000)
ISUZU MIDI Autobus (94000, 98000) 2.2 D 4WD (94000)
ISUZU MIDI Furgonato (98000N) 2.0 TD
ISUZU MIDI Furgonato (98000N) 2.2 D

MS1620GP

8-94215-263




ISUZU TROOPER Fuoristrada aperto (UBS) 2.3 (UBS16)

MS1622G2



ISUZU CAMPO (KB) 2.5 D (TFR54)
ISUZU CAMPO (KB) 2.5 D 4WD (KBD47)
OPEL CAMPO (TF_) 2.5 D (TFR54)
OPEL CAMPO (TF_) 2.5 D 4x4 (TFS54)
OPEL CAMPO (TF_) 2.5 DTI
OPEL CAMPO (TF_) 2.5 DTI 4x4

MS1622G5



ISUZU CAMPO (KB) 2.5 D (TFR54)
ISUZU CAMPO (KB) 2.5 D 4WD (KBD47)
OPEL CAMPO (TF_) 2.5 D (TFR54)
OPEL CAMPO (TF_) 2.5 D 4x4 (TFS54)
OPEL CAMPO (TF_) 2.5 DTI
OPEL CAMPO (TF_) 2.5 DTI 4x4

MS1622GP

8-94168-553



ISUZU CAMPO (KB) 2.5 D (TFR54)
ISUZU CAMPO (KB) 2.5 D 4WD (KBD47)
OPEL CAMPO (TF_) 2.5 D (TFR54)
OPEL CAMPO (TF_) 2.5 D 4x4 (TFS54)
OPEL CAMPO (TF_) 2.5 DTI
OPEL CAMPO (TF_) 2.5 DTI 4x4

MAIN BEARINGS

BRONZINE DI BANCO



MS1623G5



CHEVROLET N Series NKR
ISUZU D-MAX (8DH) 2.5 DiTD
ISUZU D-MAX (8DH) 2.5 DiTD (TFR86_, TFR54_)
ISUZU D-MAX (8DH) 2.5 DiTD 4x4
ISUZU D-MAX (8DH) 3.0 D
ISUZU D-MAX (8DH) 3.0 D 4x4
ISUZU D-MAX (8DH) 3.0 DiTD 4x4

MS1623GP

8-94168-552



ALFA ROMEO SZ 3.0 V6 Zagato
AUDI COUPE (81, 85) 2.3 quattro
ISUZU D-MAX (8DH) 2.5 DiTD
ISUZU D-MAX (8DH) 2.5 DiTD (TFR86_, TFR54_)
ISUZU D-MAX (8DH) 2.5 DiTD 4x4
ISUZU D-MAX (8DH) 3.0 D
ISUZU D-MAX (8DH) 3.0 D 4x4

MS1624G2



ISUZU GEMINI (JT) 1.5 D
ISUZU GEMINI Tre volumi (JT) 1.5 D
OPEL CORSA A 2 volumi /Coda spiovente (93_, 94_, 98_, 9 1.5 D
OPEL CORSA A Furgonato 1.5 D
OPEL CORSA A TR (91_, 92_, 96_, 97_) 1.5 D
OPEL CORSA B (73_, 78_, 79_) 1.5 D
VAUXHALL CORSA Mk I (B) 1.5 D

MS1624G5



ISUZU GEMINI (JT) 1.5 D
ISUZU GEMINI Tre volumi (JT) 1.5 D
OPEL CORSA A 2 volumi /Coda spiovente (93_, 94_, 98_, 9 1.5 D
OPEL CORSA A Furgonato 1.5 D
OPEL CORSA A TR (91_, 92_, 96_, 97_) 1.5 D
OPEL CORSA B (73_, 78_, 79_) 1.5 D
VAUXHALL CORSA Mk I (B) 1.5 D

MS1624GP

8-94151-600



ISUZU GEMINI (JT) 1.5 D
ISUZU GEMINI Tre volumi (JT) 1.5 D
OPEL CORSA A 2 volumi /Coda spiovente (93_, 94_, 98_, 9 1.5 D
OPEL CORSA A Furgonato 1.5 D
OPEL CORSA A TR (91_, 92_, 96_, 97_) 1.5 D
OPEL CORSA B (73_, 78_, 79_) 1.5 D
VAUXHALL CORSA Mk I (B) 1.5 D

MS1625G2



ISUZU GEMINI (JT) 1.5 TD
ISUZU GEMINI Tre volumi (JT) 1.5 TD
MAZDA 323 S V (BA) 1.6 TD
OPEL ASTRA F (56_, 57_) 1.7 TDS
OPEL ASTRA F 2 volumi /Coda spiovente (53_, 54_, 58_, 5 1.7 TDS
OPEL ASTRA F Station wagon (51_, 52_) 1.7 TDS

MS1625G5



ISUZU GEMINI (JT) 1.5 TD
ISUZU GEMINI Tre volumi (JT) 1.5 TD
MAZDA 323 S V (BA) 1.6 TD
OPEL ASTRA F (56_, 57_) 1.7 TDS
OPEL ASTRA F 2 volumi /Coda spiovente (53_, 54_, 58_, 5 1.7 TDS
OPEL ASTRA F Station wagon (51_, 52_) 1.7 TDS

MS1625GP

8-94154-014



ISUZU GEMINI (JT) 1.5 TD
ISUZU GEMINI Tre volumi (JT) 1.5 TD
MAZDA 323 S V (BA) 1.6 TD
OPEL ASTRA F (56_, 57_) 1.7 TDS
OPEL ASTRA F 2 volumi /Coda spiovente (53_, 54_, 58_, 5 1.7 TDS
OPEL ASTRA F Station wagon (51_, 52_) 1.7 TDS

MS1627GP


8-94446-580-1



ISUZU TROOPER Fuoristrada aperto (UBS) 2.6 i (UBS17)

MS1807G2

ME999384



MS1807GP

ME999384



MS1818A2




MITSUBISHI COLT II (C1_A) 1.3 EL, GL (C11A)
MITSUBISHI COLT II (C1_A) 1.5 GLX (C12A)
MITSUBISHI COLT III (C5_A) 1.3 GL
MITSUBISHI COLT III (C5_A) 1.5 (C52A) Cat.
MITSUBISHI COLT III (C5_A) 1.5 GLXi (C52A)

MAIN BEARINGS

BRONZINE DI BANCO




MS1818A5



MITSUBISHI COLT II (C1_A) 1.3 EL, GL (C11A)
 MITSUBISHI COLT II (C1_A) 1.5 GLX (C12A)
 MITSUBISHI COLT III (C5_A) 1.3 GL
 MITSUBISHI COLT III (C5_A) 1.5 (C52A) Cat.
 MITSUBISHI COLT III (C5_A) 1.5 GLXi (C52A)

MS1819A

MD026440



MITSUBISHI CELESTE (A7_) 2.0 GSR (A78)
 MITSUBISHI GALANT I (A12_) 2.0
 MITSUBISHI GALANT I (A12_) 2.0 GLX
 MITSUBISHI GALANT I Station Wagon (A12_V) 2.0 GLX (A123V)
 MITSUBISHI L 200 (K3_T, K2_T, K1_T, K0_T) 2.6 4WD (K33T)

MS1819A2



MITSUBISHI CELESTE (A7_) 2.0 GSR (A78)
 MITSUBISHI GALANT I (A12_) 2.0
 MITSUBISHI GALANT I (A12_) 2.0 GLX
 MITSUBISHI GALANT I Station Wagon (A12_V) 2.0 GLX (A123V)
 MITSUBISHI L 200 (K3_T, K2_T, K1_T, K0_T) 2.6 4WD (K33T)


MS1819A5



MITSUBISHI CELESTE (A7_) 2.0 GSR (A78)
 MITSUBISHI GALANT I (A12_) 2.0
 MITSUBISHI GALANT I (A12_) 2.0 GLX
 MITSUBISHI GALANT I Station Wagon (A12_V) 2.0 GLX (A123V)
 MITSUBISHI L 200 (K3_T, K2_T, K1_T, K0_T) 2.6 4WD (K33T)

MS1821A


MD071273



MITSUBISHI COLT II (C1_A) 1.8 GL Diesel (C14A)
 MITSUBISHI COLT III (C5_A) 1.8 Diesel GLX (C54A)
 MITSUBISHI ECLIPSE I (D2_A) 2.0 i 16V (D22A)
 MITSUBISHI ECLIPSE I (D2_A) 2.0 i 16V 4x4


MS1822GP

MD105269




CHRYSLER VOYAGER II (ES) 3.0 i
 HYUNDAI SONATA II (Y-2) 3.0 i V6
 HYUNDAI SONATA III (Y-3) 3.0 i V6
 MITSUBISHI 3000 GT (Z16A) 3.0 i 24V 4x4
 MITSUBISHI PAJERO I (L04_G, L14_G) 3.0 V6 (L141G, L146G)
 MITSUBISHI PAJERO II (V3_W, V2_W, V4_W) 3.0 V6 (V23W, V43W, V23C)

MS1827A



MITSUBISHI ECLIPSE I (D2_A) 2.0 i 16V (D22A)
 MITSUBISHI ECLIPSE I (D2_A) 2.0 i 16V 4x4

MS1827A2



MITSUBISHI ECLIPSE I (D2_A) 2.0 i 16V (D22A)
 MITSUBISHI ECLIPSE I (D2_A) 2.0 i 16V 4x4

MS1827A5



MITSUBISHI ECLIPSE I (D2_A) 2.0 i 16V (D22A)
 MITSUBISHI ECLIPSE I (D2_A) 2.0 i 16V 4x4


MS2000GP

S501-23-110




MS2004A

F801-23-251



MAZDA 626 II (GC) 1.6
 MAZDA 626 II (GC) 2.0
 MAZDA 626 II Hatchback (GC) 1.6
 MAZDA 626 II Hatchback (GC) 2.0
 MAZDA 626 III (GD) 1.8
 MAZDA 626 III (GD) 2.0
 MAZDA 626 III Coupe (GD) 1.8
 MAZDA 626 III Coupe (GD) 2.0

MS2004A2



MAZDA 626 II (GC) 1.6
 MAZDA 626 II (GC) 2.0
 MAZDA 626 II Hatchback (GC) 1.6
 MAZDA 626 II Hatchback (GC) 2.0
 MAZDA 626 III (GD) 1.8
 MAZDA 626 III (GD) 2.0
 MAZDA 626 III Coupe (GD) 1.8
 MAZDA 626 III Coupe (GD) 2.0


MAIN BEARINGS

BRONZINE DI BANCO



MS2007A

RF01-23-135A



MAZDA 626 II (GC) 2.0 D
MAZDA 626 II Hatchback (GC) 2.0 D
MAZDA 626 III (GD) 2.0 D
MAZDA 626 III Hatchback (GD) 2.0 D
MAZDA 626 III Station Wagon (GV) 2.0 D
MAZDA E-SERIE Furgonato (SR2) 2.2 D
MAZDA E-SERIE Furgonato (SR2) 2.2 D 4WD

MS2007A2



MAZDA 626 II (GC) 2.0 D
MAZDA 626 II Hatchback (GC) 2.0 D
MAZDA 626 III (GD) 2.0 D
MAZDA 626 III Hatchback (GD) 2.0 D
MAZDA 626 III Station Wagon (GV) 2.0 D
MAZDA E-SERIE Furgonato (SR2) 2.2 D
MAZDA E-SERIE Furgonato (SR2) 2.2 D 4WD

MS2007A5



MAZDA 626 II (GC) 2.0 D
MAZDA 626 II Hatchback (GC) 2.0 D
MAZDA 626 III (GD) 2.0 D
MAZDA 626 III Hatchback (GD) 2.0 D
MAZDA 626 III Station Wagon (GV) 2.0 D
MAZDA E-SERIE Furgonato (SR2) 2.2 D
MAZDA E-SERIE Furgonato (SR2) 2.2 D 4WD

MS2008A


B6Y0-11-SG0



KIA PRIDE (DA) 1.1 i
MAZDA 121 I (DA) 1.3
MAZDA 323 III (BF) 1.4
MAZDA 323 III (BF) 1.6 GT
MAZDA 323 III (BF) 1.6 GT Turbo
MAZDA 323 III Hatchback (BF) 1.4
MAZDA 323 III Hatchback (BF) 1.6 GT

MS2010GP

JEY011SG0



MAZDA 929 III (HC) 3.0

MS2012A

B6Y1-11-SG0




KIA PRIDE (DA) 1.1 i
MAZDA 121 I (DA) 1.1
MAZDA 121 I (DA) 1.3
MAZDA 121 II (DB) 1.3 16V
MAZDA 121 III (JASM, JBSM) 1.3i 16V
CABRIO (JJA)
MAZDA 323 C IV (BG) 1.3 16V
MAZDA 323 C IV (BG) 1.6 16V

MS2012A2



KIA PRIDE (DA) 1.1 i
MAZDA 121 I (DA) 1.1
MAZDA 121 I (DA) 1.3
MAZDA 121 II (DB) 1.3 16V
MAZDA 121 III (JASM, JBSM) 1.3i 16V
CABRIO (JJA)
MAZDA 323 C IV (BG) 1.3 16V
MAZDA 323 C IV (BG) 1.6 16V


MS2012A5



KIA PRIDE (DA) 1.1 i
MAZDA 121 I (DA) 1.1
MAZDA 121 I (DA) 1.3
MAZDA 121 II (DB) 1.3 16V
MAZDA 121 III (JASM, JBSM) 1.3i 16V
CABRIO (JJA)
MAZDA 323 C IV (BG) 1.3 16V
MAZDA 323 C IV (BG) 1.6 16V

MS2103GP

11701-1460 11701-1470



MS2108G2



MS2200G2



MS2200GP

13321-PC6-003




MAIN BEARINGS

BRONZINE DI BANCO




MS2208G2



HONDA ACCORD III (CA) 2.0 i 16V (CA5)
 HONDA CIVIC II Shuttle (EE) 1.6 i 16V 4WD (EE4)
 HONDA CIVIC IV Hatchback (EC, ED, EE) 1.6 i 16V
 HONDA CIVIC IV Hatchback (EC, ED, EE) 1.6 i 16V (ED7)
 HONDA CIVIC IV Tre volumi (ED) 1.6 i 16V


MS2208G5



HONDA ACCORD III (CA) 2.0 i 16V (CA5)
 HONDA CIVIC II Shuttle (EE) 1.6 i 16V 4WD (EE4)
 HONDA CIVIC IV Hatchback (EC, ED, EE) 1.6 i 16V
 HONDA CIVIC IV Hatchback (EC, ED, EE) 1.6 i 16V (ED7)
 HONDA CIVIC IV Tre volumi (ED) 1.6 i 16V


MS2208GP

13321-PG6-003




HONDA ACCORD III (CA) 2.0 i 16V (CA5)
 HONDA CIVIC II Shuttle (EE) 1.6 i 16V 4WD (EE4)
 HONDA CIVIC IV Hatchback (EC, ED, EE) 1.6 i 16V
 HONDA CIVIC IV Hatchback (EC, ED, EE) 1.6 i 16V (ED7)
 HONDA CIVIC IV Tre volumi (ED) 1.6 i 16V

MS2213G2



HONDA ACCORD IV (CB) 2.0 i 16V (CB3)
 HONDA ACCORD IV Aerodeck (CB) 2.2 i 16V (CB8)
 HONDA ACCORD IV Coupé (CB, CC) 2.0 i 16V
 HONDA PRELUDE IV (BB) 2.2 i 16V Vtec (BB1)
 HONDA PRELUDE V (BB) 2.2 16V


MS2301G5



SUBARU JUSTY I (KAD) 1000
 SUBARU JUSTY I (KAD) 1000 4WD (KAD-A)
 SUBARU JUSTY I (KAD) 1200
 SUBARU JUSTY I (KAD) 1200 4WD
 SUBARU JUSTY I (KAD) 1200 4WD (KAD-A)
 SUBARU LIBERO Autobus (E10, E12) 1.0 4WD (E10, KJ6)

MS2301GP


48265-5400



SUBARU JUSTY I (KAD) 1000
 SUBARU JUSTY I (KAD) 1000 4WD (KAD-A)
 SUBARU JUSTY I (KAD) 1200
 SUBARU JUSTY I (KAD) 1200 4WD
 SUBARU JUSTY I (KAD) 1200 4WD (KAD-A)
 SUBARU LIBERO Autobus (E10, E12) 1.0 4WD (E10, KJ6)


MS2401A

12300-78860




SUZUKI ALTO (SS80) 0.8 (SS80F, SS80G)
 SUZUKI ALTO 0.8 (SB308/CA)

MS2401A2



SUZUKI ALTO (SS80) 0.8 (SS80F, SS80G)
 SUZUKI ALTO 0.8 (SB308/CA)


MS2401A5



SUZUKI ALTO (SS80) 0.8 (SS80F, SS80G)
 SUZUKI ALTO 0.8 (SB308/CA)


MS2403A

12340-82000



SUZUKI SWIFT I (AA) 1.0 (SA310, AA41/43)
 SUZUKI SWIFT II 2 volumi /Coda spiovente (EA, MA) 1.0 (SF310, AA44)
 SUZUKI SWIFT II 2 volumi /Coda spiovente (EA, MA) 1.0 i (SF310, AA44)
 SUZUKI SWIFT II 2 volumi /Coda spiovente (EA, MA) 1.3 GTi (SF413, AA34)


MS2403A5



SUZUKI SWIFT I (AA) 1.0 (SA310, AA41/43)
 SUZUKI SWIFT II 2 volumi /Coda spiovente (EA, MA) 1.0 (SF310, AA44)
 SUZUKI SWIFT II 2 volumi /Coda spiovente (EA, MA) 1.0 i (SF310, AA44)
 SUZUKI SWIFT II 2 volumi /Coda spiovente (EA, MA) 1.3 GTi (SF413, AA34)

MS2404A

1230-758100A0



GEO METRO 1.3 GTi
 GEO METRO 1.3 i
 GEO METRO Cabriolet 1.3 i
 GEO METRO Tre volumi 1.3 i
 HYUNDAI i30 FASTBACK (PDE) 1.4 T-GDI
 MITSUBISHI LANCER IV Tre volumi (C6_A) 1.3 (C61A)
 PIAGGIO PORTER Autobus 1.3

Per nuove applicazioni e novità si prega di accedere al sito www.japanparts.eu - For new applications and new items, please go to www.japanparts.eu

MAIN BEARINGS

BRONZINE DI BANCO



MS2404A2


12300-828100AA



GEO METRO 1.3 GTI
GEO METRO 1.3 i
GEO METRO Cabriolet 1.3 i
GEO METRO Tre volumi 1.3 i
HYUNDAI i30 FASTBACK (PDE) 1.4 T-GDI
MITSUBISHI LANCER IV Tre volumi (C6_A) 1.3 (C61A)
PIAGGIO PORTER Autobus 1.3

MS2404A5

12340-82000



GEO METRO 1.3 GTI
GEO METRO 1.3 i
GEO METRO Cabriolet 1.3 i
GEO METRO Tre volumi 1.3 i
HYUNDAI i30 FASTBACK (PDE) 1.4 T-GDI
MITSUBISHI LANCER IV Tre volumi (C6_A) 1.3 (C61A)
PIAGGIO PORTER Autobus 1.3

MS2405G2

12300-73812025



FIAT SEDICI 1.6 16V
FIAT SEDICI 1.6 16V 4x4
SUZUKI BALENO (EG) 1.6 i 16V
SUZUKI BALENO (EG) 1.6 i 16V 4x4
SUZUKI BALENO 2 volumi /Coda spiovente (EG) 1.6 i 16V
SUZUKI BALENO 2 volumi /Coda spiovente (EG) 1.6 i 16V 4x4

MS2405G5



FIAT SEDICI 1.6 16V
FIAT SEDICI 1.6 16V 4x4
SUZUKI BALENO (EG) 1.6 i 16V
SUZUKI BALENO (EG) 1.6 i 16V 4x4
SUZUKI BALENO 2 volumi /Coda spiovente (EG) 1.6 i 16V
SUZUKI BALENO 2 volumi /Coda spiovente (EG) 1.6 i 16V 4x4

MS2405GP

12340-57K020C0



FIAT SEDICI 1.6 16V
FIAT SEDICI 1.6 16V 4x4
SUZUKI BALENO (EG) 1.6 i 16V
SUZUKI BALENO (EG) 1.6 i 16V 4x4
SUZUKI BALENO 2 volumi /Coda spiovente (EG) 1.6 i 16V
SUZUKI BALENO 2 volumi /Coda spiovente (EG) 1.6 i 16V 4x4

MS2500A

11702-87701



INNOCENTI MINI 0.65

MS2500A2



INNOCENTI MINI 0.65

MS2500A5



INNOCENTI MINI 0.65

MS2501A

11702-87703



DAIHATSU CHARADE III (G100, G101, G102) 1.0 TD (G101)
DAIHATSU HIJET Autobus 0.8
DAIHATSU HIJET Autobus 1.0
DAIHATSU HIJET Furgonato 0.8
DAIHATSU HIJET Furgonato 1.0
DAIHATSU SPARCAR Autobus (S7_) 0.8
DAIHATSU SPARCAR Autobus (S7_) 1.0

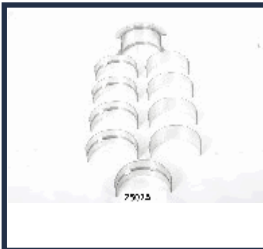
MS2501A5



DAIHATSU CHARADE III (G100, G101, G102) 1.0 TD (G101)
DAIHATSU HIJET Autobus 0.8
DAIHATSU HIJET Autobus 1.0
DAIHATSU HIJET Furgonato 0.8
DAIHATSU HIJET Furgonato 1.0
DAIHATSU SPARCAR Autobus (S7_) 0.8
DAIHATSU SPARCAR Autobus (S7_) 1.0


MS2502A

11702-87306



DAIHATSU ROCKY Hard Top (F7, F8) 2.8 D
DAIHATSU ROCKY Hard Top (F7, F8) 2.8 TD
DAIHATSU ROCKY Soft Top (F7, F8) 2.8 D
DAIHATSU ROCKY Soft Top (F7, F8) 2.8 TD
DAIHATSU TAFT 2.8 D 4x4 (F60, F65)

MS2502A2



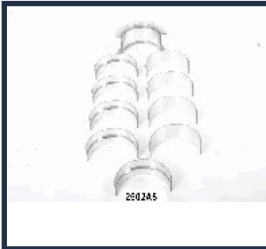
DAIHATSU ROCKY Hard Top (F7, F8) 2.8 D
DAIHATSU ROCKY Hard Top (F7, F8) 2.8 TD
DAIHATSU ROCKY Soft Top (F7, F8) 2.8 D
DAIHATSU ROCKY Soft Top (F7, F8) 2.8 TD
DAIHATSU TAFT 2.8 D 4x4 (F60, F65)

MAIN BEARINGS

BRONZINE DI BANCO



MS2502A5



DAIHATSU ROCKY Hard Top (F7, F8) 2.8 D
 DAHATSU ROCKY Hard Top (F7, F8) 2.8 TD
 DAHATSU ROCKY Soft Top (F7, F8) 2.8 D
 DAHATSU ROCKY Soft Top (F7, F8) 2.8 TD
 DAHATSU TAFT 2.8 D 4x4 (F60, F65)

MS2503A

11702-87708



MS2505A5

1170487706



DAIHATSU CHARADE I (G10) 1.0
 DAIHATSU CHARADE II (G11, G30) 1.0 (G11)
 DAIHATSU CHARADE II (G11, G30) 1.0 D (G30)
 DAIHATSU CHARADE II (G11, G30) 1.0 TD (G30)
 DAIHATSU CHARADE II (G11, G30) 1.0 Turbo (G11)

MS2506A

11702-87711



INNOCENTI MINI 0.55

MS2506A2



INNOCENTI MINI 0.55


MS2506A5



INNOCENTI MINI 0.55

MS2510A

11702-87203



INNOCENTI MINI 1.0 D


MS2510A2



INNOCENTI MINI 1.0 D

MS2511A

11701-87101



DAIHATSU APPLAUSE I (A101, A111) 1.6 16V (A101)
 DAHATSU APPLAUSE I (A101, A111) 1.6 16V 4WD (A111)
 DAHATSU CHARADE III (G100, G101, G102) 1.3 i (G102)
 DAHATSU CHARADE III (G100, G101, G102) 1.3 i 4WD (G102)

MS2511A2

1170187101020



DAIHATSU APPLAUSE I (A101, A111) 1.6 16V (A101)
 DAHATSU APPLAUSE I (A101, A111) 1.6 16V 4WD (A111)
 DAHATSU CHARADE III (G100, G101, G102) 1.3 i (G102)
 DAHATSU CHARADE III (G100, G101, G102) 1.3 i 4WD (G102)

MS2805A

12207-2W211



NISSAN ATLEON 35.15
 NISSAN ATLEON 56.15
 NISSAN CABSTAR E Pick-up 35.14 DCI 3.0 (F24M)
 NISSAN CABSTAR E Pick-up 35.15 DCI, 45.15 DCI 3.0 (F24M)
 NISSAN INTERSTAR Autobus (X70) dCi 140

MS2805A2

12207-MA70A



NISSAN CABSTAR E Pick-up 35.14 DCI 3.0 (F24M)
 NISSAN CABSTAR E Pick-up 35.15 DCI, 45.15 DCI 3.0 (F24M)
 NISSAN INTERSTAR Autobus (X70) dCi 140
 NISSAN INTERSTAR Furgonato (X70) dCi 140

Per nuove applicazioni e novità si prega di accedere al sito www.japanparts.eu - For new applications and new items, please go to www.japanparts.eu


MAIN BEARINGS

BRONZINE DI BANCO



MS2805A5

12207MA70A



NISSAN ATLEON 35.15
NISSAN ATLEON 56.15
NISSAN CABSTAR E Pick-up 35.14 DCI
3.0 (F24M)
NISSAN CABSTAR E Pick-up 35.15 DCI,
45.15 DCI 3.0 (F24M)
NISSAN INTERSTAR Autobus (X70) dCi
140

MS5000A

1052B164



MITSUBISHI Canter Canter 35
MITSUBISHI Canter Canter 55
MITSUBISHI L 300 Furgonato (P0_W,
P1_W) 2.8 D
MITSUBISHI PAJERO II (V3_W, V2_W,
V4_W) 2.8 TD (V46W)
MITSUBISHI PAJERO III (V7_W, V6_W)
3.2 Di-D

MS5000A2



MITSUBISHI Canter Canter 35
MITSUBISHI L 300 Furgonato (P0_W,
P1_W) 2.8 D
MITSUBISHI PAJERO II (V3_W, V2_W,
V4_W) 2.8 TD (V46W)
MITSUBISHI PAJERO III (V7_W, V6_W)
3.2 Di-D